

Explosion-protected LED sheet steel light fitting

nD822 06L60

[Item no. : 82200 0003]

General product description

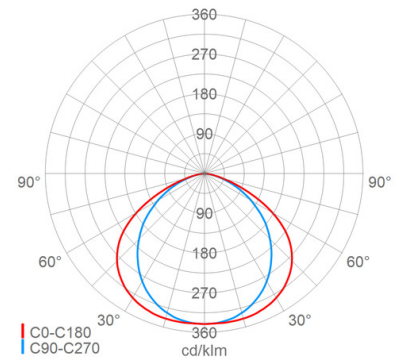
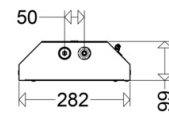

Explosion-protected LED steep roof light fitting for Ex-Zone 2/22. Powder-coated sheet steel housing, frameless hinged tempered safety glass pane, central locking system with opposite internal hinges, silicone gasket. Sheet steel reflector, white powder coated, hingeable and detachable, with LED modules and frosted covers for glare limitation. ECG with overvoltage, overload and short circuit protection.

General product benefits

- extremely flat and robust design
- protective cover on the LED modules for protection against mechanical and electrostatic damage
- homogenous illumination due to frosted protective covers on the LED modules for comfortable perception of light and brilliant glare limitation
- high colour rendering index $CRI \geq 80$, according to the workplace guidelines suitable for nearly all plant locations
- comfortable central locking system with internal hinges
- optional mounting frames and swivel arm mounting accessories
- LABS-tested according to VDMA 24364-C2-L
- sustainable, interchangeable components

Applications

Hazardous areas zone 2 (gas) and zone 22 (dust), particularly clean rooms, paint shops and spray booths, light fitting is not suitable for use in areas with permanently high humidity and short operation time, e.g. sewage plants and rainwater retention basins



Explosion-protected LED sheet steel light fitting

nD822 06L60**[Item no. : 82200 0003]****Technical data****Explosion protection**

EX-Zone:	2, 22
EX-marking gas:	II 3 G EX ec IIC T4 Gc
EX-marking dust:	II 3 D Ex tc IIIC T80°C Dc
Primary ignition protection method:	ec
Temperature class:	T4
Surface temperature:	T80°C

Key technical data

Light source:	LED
LED module standard:	Zhaga
Exchangeability:	light source with control gear replaceable by qualified person
Connected load:	40 W
Luminaire luminous flux:	5600 lm
Luminous efficacy:	140 lm/W
Colour temperature:	5000 K
Colour rendering (CRI):	≥ 80
Light colour:	850
Admissible ambient temperature T _a :	-30 °C to +40 °C
Control gear:	1 x ECG, Overload protection, Short circuit protection

Lighting technology

Light distribution:	wide beam
Photobiological safety:	RG1

Service life

Service life LED:	L80B50>100000 h (@ T _a max), L80B50>100000 h (@ T _a 25°C), L90B50>75000 h (@ T _a 25°C)
-------------------	---

Electrical connection

Rated voltage:	220 - 240 V, 0 Hz, 50/60 Hz
Terminal clamp:	Cage clamp, 3-polig, 0.75 - 2.5 mm ²
Max. no. (with CB B16):	19
CB B10/B13/B20:	12/16/24
CB C10/C13/C16/C20:	19/25/32/39
Cable entries:	M25 (3x), screw plug (1x), cable gland (2x), Plastic, 8 - 17 mm
In-out wiring (RR):	Yes

Housing

Housing material:	Steel
Varnished:	Yes
Colour:	grey, RAL 7035

Cover

Cover type/material:	Pane (Safety glass)
----------------------	---------------------

Cover

Cover characteristic:	clear
Closure:	Hinges, Central locking (inside hex 5mm) (Stainless steel (1.4305))

Mounting

Mounting method (accessories possibly needed):	Suspended, Ceiling, Ceiling with angle, Pole with pipe clamp, Rope, Mounting rail, Wall, Wall with angle downwards radiation, forwards radiation, vertical, horizontal
Operating position:	
Mounting:	2-point

Features/Certificates

Protection class:	I
IP rating:	IP65
IK rating:	IK07
Approval marks:	CE
Energy efficiency class:	C

Dimension/Weight

Length:	644.00 mm
Width/Diameter:	282.00 mm
Height:	99.00 mm
Net weight:	7.90 kg
EAN/GTIN:	4041254342818

Explosion-protected LED sheet steel light fitting

nD822 06L60

[Item no. : 82200 0003]

Optional accessories/spare parts

Item no.	Item name	Item description
18091 0020	EB 82. 06L	
18091 0021	EB 82. 12L	
18092 0001	SWABF 181/182 P	swivel arm mounting steel, 2 swivel bracket with 2 screws M8
18092 0002	SWABF 181/182 E P	
82101 9001	ABD 821 06	spare safety glass
82101 9002	ABD 821 12	spare safety glass
90117 9006	2537 G	cable gland M25 with locknut for Ex-Zone 1/21
90119 9001	2539 G	cable gland M25 with blanking plug and locknut for Ex-Zone 1/21
90118 9006	2538 G	screw plug M25 with locknut for Ex-Zone 1/21
90001 0002	H8V P	2 suspension eyes with bolt M8, stainless steel
90000 0002	DS 15A P	1 pair of brackets for direct ceiling mounting, hot galvanized steel with 2 screws M8
90032 0002	DS 15AV P	1 pair of brackets for direct ceiling mounting, stainless steel with 2 screws M8
26000 0011	WDW P	Wall and ceiling mounting (1 pair) painted steel with 2 M8 screws
26000 0005	WDW 45 P	Wall and ceiling mounting (1 pair) painted steel 45° with 2 M8 screws
26000 0006	WDW 45 V P	Wall and ceiling mounting (1 pair) stainless steel 45° with 2 M8 screws