

ExSTREAM

LED-Floodlight for Ex-Zone 1/21

Series e8820...

Applications:

Hazardous areas of Zones 1 (gas) and 21 (dust). Oil and gas industry, onshore and offshore, chemical, petrochemical and pharmaceutical plants, refineries, tank farms, loading stations, etc.

Design:

Available in 2 versions:

With three or six LED modules.

Housing: Die-cast aluminum, multi-part, thermally separated, powder-coated DB702 (mica-iron paint, grey). **LED housing** with LED modules, optics and safety glass. **Device housing** with built-in control gear, wired ready for connection.

Front cover: Thermally resistant safety glass, impact resistance IK08.

Optics: Lens optics with narrow, narrow-wide or wide beam light distribution, Multi-Layer technology.

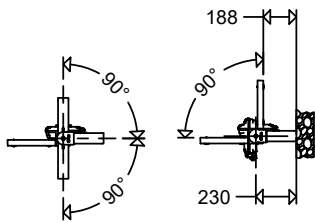
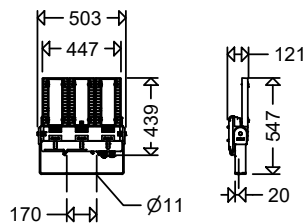
Connection: 5 poles, max. clamping range 4mm².

Cable entries: 2 x M25 x 1,5 (2 glands - one of them is plugged)

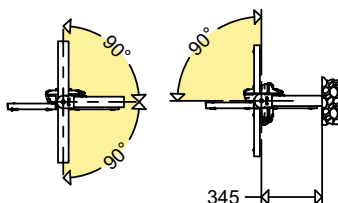
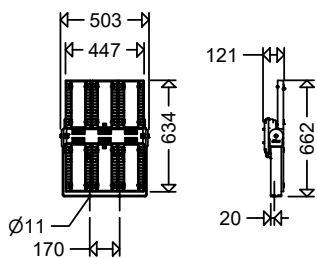
Mounting: Stainless steel bracket, adjustable in 5° steps around the longitudinal axis of the floodlight.

Standard Mounting: Light beam downwards or horizontally.

e8820/3...



e8820/6...




Technical Data:

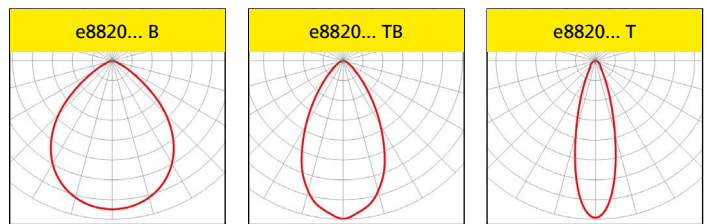
LED-module: approx. 5,500K (TB- and B-optics) or approx. 6,500K (T-optics), CRI > 80, service life L₈₀ > 100.000h at max. ambient temperature, L₉₀ > 90.000h at 25°C ambient temperature

ECG: 220 - 240V AC/DC, 0 or 50/60Hz, overvoltage, overload and short circuit protection.

Ambient temperature: -30°C up to +40°C/+55°C (see item tables.)

Options:

– for ambient temperatures down to -40°C  seawater-resistant version (SWP)



Product highlights:

- robust, modular design
- highly efficient due to the use of high quality MID-Power LEDs
- extremely long service life even at maximum permissible ambient temperature
- optimized thermal management
 - direct mounting of the LED modules to the aluminum housing
 - separate housings for ECG- and LED-modules
 - LED housing with integrated cooling fin structure
 - large cooling surface, excellent heat dissipation, very good convection
- colour rendering index CRI > 80, according to the workplace guide lines suitable for nearly all plant locations
- homogeneous and effective light distribution by specially calculated lens optics
- inclination angle adjustable in 5° steps
- sustainable, control gear and LED-housing with LED-module replaceable by qualified personnel on-site
- eco-friendly friendly with 0° installation, no light emission into the upper half-space, Dark-Sky requirements are fulfilled



Photo: BASF

Properties, limitations and details for controlling LED-light fittings:

See "Technical Supplement"

All data are correct at the time of printing. Actual technical data can be found under www.schuch.de.

Article no.	Type	Connected load [W]	Luminous flux [lm]	Luminous efficacy [lm/W]	Ta max [°C]	Weight [kg] (without packing material)
-------------	------	--------------------	--------------------	--------------------------	-------------	---



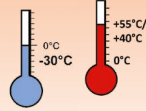
e8820...



II 2 G Ex eb
mb q IIC T4 Gb

II 2 D Ex tb IIIC
T100 °C Db

IP66



EU-Type Examination Certificate:

ATEX: IBEU 20 ATEX 1117

Other approvals:

IECEX: IIECEX IBE 20.0028

UKCA: BAS21UKEX0580

Ignition protection: eb

Marking:

II 2 G Ex eb mb q IIC T4 Gb (Zone 1)

II 2 D Ex tb IIIC T100 °C Db (Zone 21)

Rated voltage: 220V up to 240V AC/DC,
0 or 50/60 Hz

Permissible ambient temperature:

-30°C up to see item tables

wide beam

88200 0001	e8820/3 L120B H55	87	11.850	136	55	11,2
88200 0004	e8820/3 L150B	125	15.800	126	40	11,2
88200 0007	e8820/6 L240B H55	174	23.700	136	55	17,2
88200 0010	e8820/6 L300B	250	31.600	126	40	17,2

narrow wide beam

88200 0002	e8820/3 L120TB H55	87	11.100	128	55	11,2
88200 0005	e8820/3 L150TB	125	14.650	117	40	11,2
88200 0008	e8820/6 L240TB H55	174	22.200	128	55	17,2
88200 0011	e8820/6 L300TB	250	29.300	117	40	17,2

narrow beam

88200 0003	e8820/3 L120T H55	87	10.300	118	55	11,2
88200 0006	e8820/3 L150T	125	13.500	108	40	11,2
88200 0009	e8820/6 L240T H55	174	20.600	118	55	17,2
88200 0012	e8820/6 L300T	250	27.000	108	40	17,2

e8820... DIMD



II 2 G Ex eb
mb q IIC T4 Gb

II 2 D Ex tb IIIC
T100 °C Db

IP66



dimnable via DALI interface

Design:

Same as standard version, but with DALI2-compatible ECG and 2 additional clamping points, marked with DA; the polarity does not matter:

Compatible with LIMAS Line BASIC/PRO Light Management System.

Note:

The conducting wires to the control input must be mains voltage stable and can be integrated in the connection cable.

wide beam

88200 0100	e8820/3 L120B H55 DIMD	87	11.850	136	55	11,2
88200 0103	e8820/3 L150B DIMD	125	15.800	126	40	11,2
88200 0106	e8820/6 L240B H55 DIMD	174	23.700	136	55	17,2
88200 0109	e8820/6 L300B DIMD	250	31.600	126	40	17,2

narrow wide beam

88200 0101	e8820/3 L120TB H55 DIMD	87	11.100	128	55	11,2
88200 0104	e8820/3 L150TB DIMD	125	14.650	117	40	11,2
88200 0107	e8820/6 L240TB H55 DIMD	174	22.200	128	55	17,2
88200 0110	e8820/6 L300TB DIMD	250	29.300	117	40	17,2

narrow beam

88200 0102	e8820/3 L120T H55 DIMD	87	10.300	118	55	11,2
88200 0105	e8820/3 L150T DIMD	125	13.500	108	40	11,2
88200 0108	e8820/6 L240T H55 DIMD	174	20.600	118	55	17,2
88200 0111	e8820/6 L300T DIMD	250	27.000	108	40	17,2

Accessories / Spare Parts

Article no.	Type	
Cable glands		
90117 9000	2537	ex-protected plastic cable gland M25 x 1,5
90119 9000	2539	ex-protected plastic cable gland M25 x 1,5 with plug
Mounting material		
90270 0006	ROB 60/76 G2	Pipe clamp fastening for direct pole mounting; galvanised steel