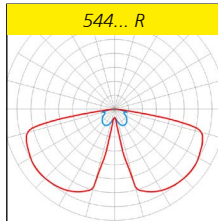
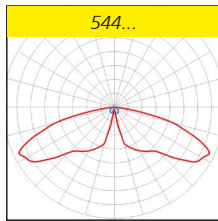
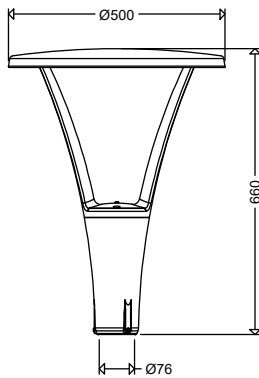


NEW

KONIC LED Pole-Top Light Fitting Series 544... G2



Applications:

544... AB:

Residential areas, residential and side streets, low traffic areas, footpaths and cycle tracks etc.

544... R:

Promenades, public parks, pedestrian areas etc.

Design:

Housing: Die-cast aluminium, threepart, powder coated DB 702 (mica-iron paint, grey).

Lower section with electrical components, cable entry, plug-type device and cable

retainer for connection cable.

Connecting struts with cable feed-through.

Upper part with LED-modules and optics.

Cover: flat safety glass, impact resistance IK09

Light distribution: Asymmetrical wide beam or symmetrical circular beam (R).

Mounting system: 3 non-corrosive steel locking screws serve for fixation on straight pole end Ø of 76mm. Adapter (RZ 1) for pole end Ø of 60mm (see accessories / spare parts).

Electrical design:

LED module: 4,000K or 3,000K, $R_a > 70$, service life $L_{90} > 100,000h$; Zhaga compliant

ECG: 220-240V, 50-60Hz, Surge voltage resistance 10kV, overload and short circuit protection.

Light control:

On request, the luminaires are also available with the following configurations:

Output reduction with control phase (LR): For reducing the luminous flux to 50% at times of low traffic density. Control phase (LST) required. Switching via control phase (LST = 230V: 100%; LST = 0V: 50%). Alternative dimming levels possible.

Output reduction without control phase (LA): Autarkic dimming. Reduced operation 50% between 22:00 and 4:00h CET or 23:00 and 5:00h CEST, also available with deviating times and with alternative dimming steps.

Digital dimming with DALI interface (DIMD)

Constant luminous flux function (CL): Luminous flux is kept on a constant level over the entire service life of the LED-modules.

Options:

– 2,200K, light colour 722

(approx. 15% lower luminous flux)

– 1,800K, light colour 518 „Amber“

(approx. 45% lower luminous flux)

– protection class I (SKI)

– optics for cycle track (RWX)

– seawater-resistant version (SWP)

– for connection to group or central battery systems (ZB) or emergency lighting networks respectively

– special painting in RAL colours (SL)

– with backside light shielding (HA)



Product highlights:

- ECG with surge voltage resistance, reliable due to overload and short circuit protection
- optimized thermal management due to direct adaption of the LED-modules to the die-cast aluminium housing, large cooling surface, excellent heat dissipation
- long-lasting, corrosion resistant aluminium housing with plain surface
- optimal light distribution due to highly efficient lens optics
- homogeneous illumination due to the Multi-Layer-Technology i.e. every individual LED illuminates the whole surface, the light curves of the individual LEDs are overlapping.
- good glare limitation due to frosted cover
- easy to install, to maintain and to retrofit
 - removable upper part of the housing allows time- and cost-saving mounting, mains connection terminal within the supporting section
 - fast maintenance due to an easily interchangeable gear-tray system (modular concept) within the supporting section, ECG can be replaced on-site
 - upgrades or converts in regards to technical development of the LED without problems by change of the upper part of the housing, after the change of the LED-modules the upper part of the housing can be used again
- BlackEdition, ULOR=0%
- sustainable, control gear and LED-module replaceable by qualified personnel on-site
- future proof by using standardized LED-modules (Zhaga)

Properties, limitations and details for controlling LED-light fittings:

See "Technical Supplement"

All data are correct at the time of printing. Actual technical data can be found under www.schuch.de.

Article No.	Type	Connected load [W]	Luminous flux [lm]	Luminous efficacy [lm/W]	Weight [kg] (without packing material)
-------------	------	--------------------	--------------------	--------------------------	---

IP65  Wind load area A = 0,07m²

544... G2

asymmetrical wide beam

colour temperature 4.000K (light colour 740)

All light fittings also available with connected cable (H07RN-F or NYM) in the required length.

54404 0001	544 0801 G2	9	1.410	157	9,5
54404 0002	544 0802 G2	13	1.970	152	9,5
54404 0003	544 0803 G2	18	2.680	149	9,5
54404 0004	544 1601 G2	17	2.730	161	9,6
54404 0005	544 1602 G2	25	3.820	153	9,6
54404 0006	544 1603 G2	35	5.180	148	9,6
54404 0007	544 2401 G2	26	4.110	158	9,7
54404 0008	544 2402 G2	37	5.730	155	9,7
54404 0009	544 2403 G2	53	7.750	146	9,7

colour temperature 3.000K (light colour 730)

54404 0010	544 0801 G2 730	9	1.340	149	9,5
54404 0011	544 0802 G2 730	13	1.870	144	9,5
54404 0012	544 0803 G2 730	18	2.550	142	9,5
54404 0013	544 1601 G2 730	17	2.590	152	9,6
54404 0014	544 1602 G2 730	25	3.630	145	9,6
54404 0015	544 1603 G2 730	35	4.920	141	9,6
54404 0016	544 2401 G2 730	26	3.900	150	9,7
54404 0017	544 2402 G2 730	37	5.440	147	9,7
54404 0018	544 2403 G2 730	53	7.360	139	9,7

IP65  Wind load area A = 0,07m²

544... R G2

symmetrical circular beam

colour temperature 4.000K (light colour 740)

54404 0019	544 0801R G2	9	1.410	157	9,5
54404 0020	544 0802R G2	13	1.970	152	9,5
54404 0021	544 0803R G2	18	2.680	149	9,5
54404 0022	544 1601R G2	17	2.730	161	9,6
54404 0023	544 1602R G2	25	3.820	153	9,6
54404 0024	544 1603R G2	35	5.180	148	9,6
54404 0025	544 2401R G2	26	4.110	158	9,7
54404 0026	544 2402R G2	37	5.730	155	9,7
54404 0027	544 2403R G2	53	7.750	146	9,7

colour temperature 3.000K (light colour 730)

54404 0028	544 0801R G2 730	9	1.340	149	9,5
54404 0029	544 0802R G2 730	13	1.870	144	9,5
54404 0030	544 0803R G2 730	18	2.550	142	9,5
54404 0031	544 1601R G2 730	17	2.590	152	9,6
54404 0032	544 1602R G2 730	25	3.630	145	9,6
54404 0033	544 1603R G2 730	35	4.920	141	9,6
54404 0034	544 2401R G2 730	26	3.900	150	9,7
54404 0035	544 2402R G2 730	37	5.440	147	9,7
54404 0036	544 2403R G2 730	53	7.360	139	9,7

Also available with output reduction (LR / LA) or constant luminous flux function (CL) as well as combinations of these functions (CL LR / CL LA).



Accessories / Spare Parts

Article No.	Type	
54410 0001	ABD 544 G2	cover, pane safety glass clear, for 544...