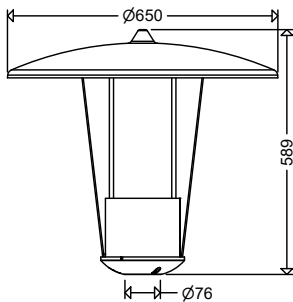


**NEW**

## RETRO LED Pole-Top Light Fitting Series 543... G2



### Applications:

Residential areas, residential and side streets, low traffic areas, footpaths and cycle tracks etc.

### Design :

**Roof:** Glass fibre reinforced polyester resin with integrated insert nut (colour: similar to RAL 7035).

**Supporting section:** Aluminium powder coated light grey (RAL 7035).

**Cover:** PMMA, clear, conical

**Electrical components:** Wired ready for

installation, disconnect plug-in connector to the mains connection terminal, cable retainer for connection cable, with LED module and ECG unit.

**Light distribution:** Asymmetrical wide beam or symmetrical circular beam (R).

**Mounting system:** 3 non-corrosive steel locking screws serve for fixation on straight poles Ø 76 mm. Adapter (RZ 1) for pole end Ø of 60 mm (see accessories / spare parts).

### Electrical design:

**LED module:** 4,000K or 3,000K,  $R_a > 70$ , service life  $L_{90} > 100,000$ h, Zhaga compliant

**ECG:** 220-240V, 50-60Hz, Surge voltage resistance 10kV, overload and short circuit protection.

### Light control:

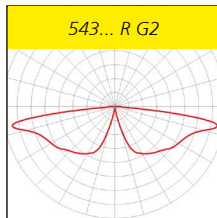
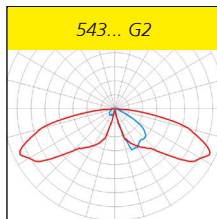
On request, the luminaires are also available with the following configurations:

**Output reduction with control phase (LR):** For reducing the luminous flux to 50% at times of low traffic density. Control phase (LST) required. Switching via control phase (LST = 230V: 100%; LST = 0V: 50%). Alternative dimming levels possible.

**Output reduction without control phase (LA):** Autarkic dimming. Reduced operation 50% between 22:00 and 4:00h CET or 23:00 and 5:00h CEST, also available with deviating times and with alternative dimming steps.

**Digital dimming with DALI interface (DIMD)**

**Constant luminous flux function (CL):** Luminous flux is kept on a constant level over the entire service life of the LED-modules.



### Options:

– 2,200K, light colour 722

(approx. 15% lower luminous flux)

– 1,800K, light colour 518 „Amber“

(approx. 45% lower luminous flux)

– protection class I (SKI)

– optics for cycle track (RWX)

– tilt adjustment of the LED unit for

illuminating wider roads (NV)

– for connection to group or central battery systems (ZB) or emergency lighting

networks respectively

– seawater-resistant version (SWP)

– Ready for Light Management Systems (RFL), only possible without accessory ring mirror

– aluminium roof, standard colour RAL 7035 (series 543 AL...)

– special painting in RAL colours (SL)

– with backside light shielding (HA)



### Product highlights:

- optimal light distribution due to direct beam LED with highly efficient optics
- homogeneous illumination due to Multi-Layer technology i.e. every individual LED illuminates the total area, the light curves of the individual LEDs are overlapping
- quick installation, maintenance and conversion thanks to tool-free opening of the light fitting and tool-free replacement of the electrical components (LED module and ECG unit)
- BlackEdition, ULOR=0% (Modifications with accessories influence the light distribution)
- eco-friendly, all versions dimmable to 10% with luminous fluxes up to 2000lm and color temperature up to max. 3,000K fulfill the Dark Sky requirements
- sustainable, control gear and LED-module replaceable by qualified personnel on-site
- future proof by using standardized LED-modules (Zhaga) and long-term availability of spare parts

! Properties, limitations and details for controlling LED-light fittings:

■ See "Technical Supplement"

All data are correct at the time of printing. Actual technical data can be found under [www.schuch.de](http://www.schuch.de).

Article No.	Type	Connected load [W]	Luminous flux [lm]	Luminous efficacy [lm/W]	Weight [kg] (without packing material)
-------------	------	--------------------	--------------------	--------------------------	---

IP54  Wind load area A = 0,15m<sup>2</sup>

## 543... G2

### asymmetrical wide beam

#### colour temperature 4.000K (light colour 740)

All light fittings also available with connected cable (H07RN-F or NYM) in the required length.

54300 0001	543 0801 G2	9	1.430	159	7,0
54300 0002	543 0802 G2	13	2.000	154	7,0
54300 0003	543 0803 G2	18	2.690	149	7,0
54300 0004	543 1601 G2	17	2.850	168	7,1
54300 0005	543 1602 G2	25	3.950	158	7,1
54300 0006	543 1603 G2	35	5.280	151	7,1

#### colour temperature 3.000K (light colour 730)

54300 0013	543 0801 G2 730	9	1.360	151	7,0
54300 0014	543 0802 G2 730	13	1.900	146	7,0
54300 0015	543 0803 G2 730	18	2.560	142	7,0
54300 0016	543 1601 G2 730	17	2.710	159	7,1
54300 0017	543 1602 G2 730	25	3.750	150	7,1
54300 0018	543 1603 G2 730	35	5.020	143	7,1

### symmetrical circular beam

#### colour temperature 4.000K (light colour 740)

54300 0007	543 0801R G2	9	1.430	159	7,0
54300 0008	543 0802R G2	13	2.000	154	7,0
54300 0009	543 0803R G2	18	2.690	149	7,0
54300 0010	543 1601R G2	17	2.850	168	7,1
54300 0011	543 1602R G2	25	3.950	158	7,1
54300 0012	543 1603R G2	35	5.280	151	7,1

#### colour temperature 3.000K (light colour 730)

54300 0019	543 0801R G2 730	9	1.360	151	7,0
54300 0020	543 0802R G2 730	13	1.900	146	7,0
54300 0021	543 0803R G2 730	18	2.560	142	7,0
54300 0022	543 1601R G2 730	17	2.710	159	7,1
54300 0023	543 1602R G2 730	25	3.750	150	7,1
54300 0024	543 1603R G2 730	35	5.020	143	7,1



with ring mirror



with frosted board cover



with frosted board cover and ring mirror

Also available with output reduction (LR / LA) or constant luminous flux function (CL) as well as combinations of these functions (CL LR / CL LA).

## Accessories / Spare Parts

Article no.	Type	
10043 9000	ABD 543	cover, conus PMMA clear, for 543...
10041 9001	ABDP 54./55. C	board cover, diffuser for glare limitation, diffuser PMMA satined, for 541, 543, 553, 556, 557, 558...
90128 9001	DACH 542/43 POL M10	spare roof, polyester, for light fittings with integrated cover nut
90127 9000	DACH 542/43 AL	spare roof, aluminium, for light fittings with separate cover nut
90116 9004	RS 54./55. G2	ring mirror, aluminium for series 541, 543, 553, 556, 557, 558... (Design element)
90044 0001	RZ 1 RAL7035	adapter for mast top Ø 60mm