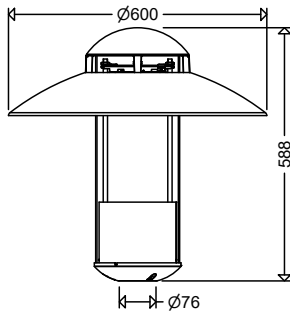


**NEW**

## CAPA LED Pole-Top Light Fitting Series 541... G2



### Applications:

#### 541... G2:

Residential areas, residential and side streets, low traffic areas, footpaths and cycle tracks etc.

#### 541... R G2:

Promenades, public parks, pedestrian areas etc.

### Design:

#### Supporting section, roof and top cover:

Aluminium, powder-coated DB 702 (mica-iron paint, grey).

**Cover:** PMMA, clear, cylindrical

**Electrical components:** Wired ready for installation, disconnect plug-in connector to the mains connection terminal, cable retainer for connection cable, with LED module and ECG unit.

**Light distribution:** Asymmetrical wide beam or symmetrical circular beam (R).

**Mounting system:** 3 non-corrosive steel locking screws serve for fixation on straight pole end Ø of 76mm. Adapter (RZ 1) for pole end Ø of 60mm (see accessories / spare parts).

### Electrical design:

**LED module:** 4,000K or 3,000K,  $R_a > 70$ , service life  $L_{90} > 100,000h$ , Zhaga compliant

**ECG:** 220-240V, 50-60Hz, Surge voltage resistance 10kV, overload and short circuit protection.

### Light control:

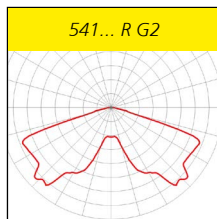
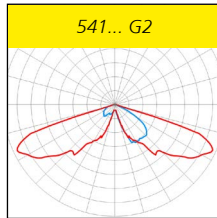
On request, the luminaires are also available with the following configurations:

**Output reduction with control phase (LR):** For reducing the luminous flux to 50% at times of low traffic density. Control phase (LST) required. Switching via control phase (LST = 230V: 100%; LST = 0V: 50%). Alternative dimming levels possible.

**Output reduction without control phase (LA):** Autarkic dimming. Reduced operation 50% between 22:00 and 4:00h CET or 23:00 and 5:00h CEST, also available with deviating times and with alternative dimming steps.

**Digital dimming with DALI interface (DIMD)**

**Constant luminous flux function (CL):** Luminous flux is kept on a constant level over the entire service life of the LED-modules.



### Options:

– 2,200K, light colour 722

(approx. 15% lower luminous flux)

– 1,800K, light colour 518 „Amber“

(approx. 45% lower luminous flux)

– protection class I (SKI)

– optics for cycle track (RWX)

– tilt adjustment of the LED unit for illuminating wider roads (NV)

– for connection to group or central battery systems (ZB) or emergency lighting networks respectively

– seawater-resistant version (SWP)

– Ready for Light Management Systems (RFL), only possible without accessory ring mirror

– special painting in RAL colours (SL)

– with backside light shielding (HA)



### Product highlights:

- optimal light distribution due to direct beam LED with highly efficient optics
- homogeneous illumination due to Multi-Layer technology i.e. every individual LED illuminates the total area, the light curves of the individual LEDs are overlapping. Any failure of a particular single LED will not create any dark zones in the road. The uniformity of the illumination is kept
- quick installation, maintenance and conversion thanks to tool-free opening of the light fitting and tool-free replacement of the electrical components (LED module and ECG unit)
- BlackEdition, ULOR=0% (Modifications with accessories influence the light distribution)
- eco-friendly, all versions dimmable to 10% with luminous fluxes up to 2000lm and color temperature up to max. 3,000K fulfill the Dark Sky requirements
- sustainable, control gear and LED-module replaceable by qualified personnel on-site
- future proof by using standardized LED-modules (Zhaga) and long-term availability of spare parts

! Properties, limitations and details for controlling LED-light fittings:

■ See "Technical Supplement"

All data are correct at the time of printing. Actual technical data can be found under [www.schuch.de](http://www.schuch.de).

Article No.	Type	Connected load [W]	Luminous flux [lm]	Luminous efficacy [lm/W]	Weight [kg] (without packing material)
-------------	------	--------------------	--------------------	--------------------------	---

## 541... G2

IP54



Wind load area  
A = 0,13m²

### asymmetrical wide beam

#### colour temperature 4.000K (light colour 740)

All light fittings also available with connected cable (H07RN-F or NYM) in the required length.

54100 0001	541 0801 G2	9	1.380	153	7,1
54100 0002	541 0802 G2	13	1.920	148	7,1
54100 0003	541 0803 G2	18	2.590	144	7,1
54100 0004	541 1601 G2	17	2.740	161	7,2
54100 0005	541 1602 G2	25	3.800	152	7,2
54100 0006	541 1603 G2	35	5.080	145	7,2

#### colour temperature 3.000K (light colour 730)

54100 0013	541 0801 G2 730	9	1.310	146	7,1
54100 0014	541 0802 G2 730	13	1.820	140	7,1
54100 0015	541 0803 G2 730	18	2.460	137	7,1
54100 0016	541 1601 G2 730	17	2.600	153	7,2
54100 0017	541 1602 G2 730	25	3.610	144	7,2
54100 0018	541 1603 G2 730	35	4.830	138	7,2

### symmetrical circular beam

#### colour temperature 4.000K (light colour 740)

54100 0007	541 0801R G2	9	1.380	153	7,1
54100 0008	541 0802R G2	13	1.920	148	7,1
54100 0009	541 0803R G2	18	2.590	144	7,1
54100 0010	541 1601R G2	17	2.740	161	7,2
54100 0011	541 1602R G2	25	3.800	152	7,2
54100 0012	541 1603R G2	35	5.080	145	7,2

#### colour temperature 3.000K (light colour 730)

54100 0013	541 0801R G2 730	9	1.310	146	7,1
54100 0014	541 0802R G2 730	13	1.820	140	7,1
54100 0015	541 0803R G2 730	18	2.460	137	7,1
54100 0016	541 1601R G2 730	17	2.600	153	7,2
54100 0017	541 1602R G2 730	25	3.610	144	7,2
54100 0018	541 1603R G2 730	35	4.830	138	7,2

! Also available with output reduction (LR / LA) or constant luminous flux function (CL) as well as combinations of these functions (CL LR / CL LA).



with ring mirror



with frosted board cover



with frosted board cover and ring mirror



## Accessories / Spare Parts

Article no.	Type	
10051 9000	ABD 541/55.	cover, cylinder PMMA clear, for 541, 553, 556, 557, 558...
10041 9001	ABDP 54./55. C	board cover, diffuser for glare limitation, diffuser PMMA satined, for 541, 543, 553, 556, 557, 558...
90116 9004	RS 54./55. G2	ring mirror, aluminium for series 541, 543, 553, 556, 557, 558... (Design element)
90126 0001	RZ 1 RAL9005	adapter for mast top Ø 60mm