

TRIANO *disc* LED High Bay Fitting Series 3410/3420/3430...

Applications:

Production and storage halls in trade and industry, maintenance halls, assembly plants, cold rooms, cold stores, hardware stores, rack aisles in warehouses, etc.

Design:

Robust die-cast aluminum body with cooling fins and integrated ECG housing. 1-3 LED-modules with flat safety glasses, Impact resistance IK09. Versions B, TB or T with PC-cover and incorporated optics. All case parts powder coated in DB 702, smooth, matt.

Light distribution: Without optics wide beam, with optics wide (B), narrow-wide (TB) or narrow beam (T).

Connection: 3-pole (DIMD 5-pole) quick-connector (FastConnect), plug mounted to the ECG-housing, socket included.

Mounting: 1-point suspension, eyelet included.

Delivery status:
1 part, ready for immediate use.

Technical Data:

LED module: 5,000K or 4,000K, CRI > 80, service life L_{80} > 100,000h at 25°C ambient temperature, service life L_{80} > 80,000h at max. ambient temperature
ECG: 220-240V, 50/60Hz, Surge voltage resistance 4kV, overload and short circuit protection.


On request, the luminaires are also available with the following configurations:

Digital dimming with DALI interface (DIMD) compatible with LIMAS Line and LIMAS Air Light Management System.


Constant luminous flux function (CL): Luminous flux is kept on a constant level over the entire service life of the LED-modules.

Ambient temperature: -20°C up to +45°C/+50°C

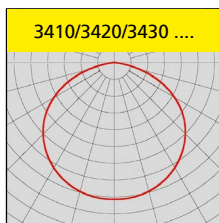
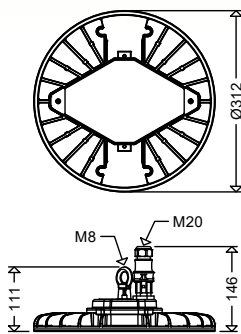
Options:

- for connection to group or central battery systems (ZB) or emergency mains respectively (100% luminous flux in emergency mode)
- ball sports proof version (only Series 3420) 
- PC cover for versions without optics, for use in food areas (IFS Food); (-6% Luminous flux)
- PMMA cover with prismatic structure to limit glare (20% lower luminous flux)
- with swivel bracket for ceiling or wall mounting

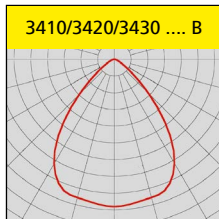
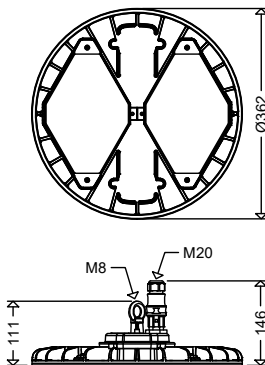
Product highlights:

- fast mounting and commissioning due to 1-point suspension and FastConnect quick-connector
- highly efficient up to 161 lm/W
- Excellent thermal management through cooling fin structure and direct connection of the LED modules to the housing. Huge heat sink, excellent heat dissipation, excellent convection.
- high system service life of up to 100,000h (25°C), >70,000h at maximum ambient temperature
- colour reproduction CRI > 80, according to the workplace guide lines suitable for nearly all plant locations
- -symbol, suitable for rooms with increased fire risk
- uniform illumination due to the „Multi-Layer Technology“ i.e. every individual LED illuminates the whole surface, the light curves of the individual LEDs are overlapping.
- sustainable, control gear and LED-module replaceable by qualified personnel on-site

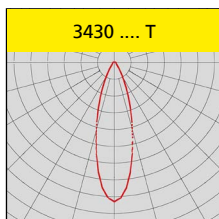
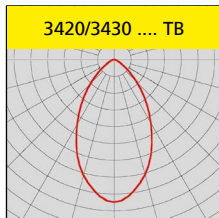
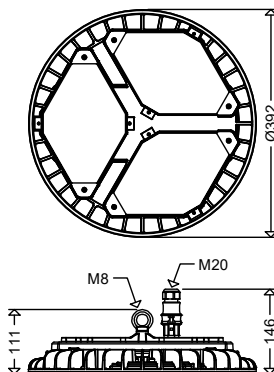
3410 ...



3420 ...



3430 ...



! Properties, limitations and details for controlling LED-light fittings:

■ See "Technical Supplement"

All data are correct at the time of printing. Actual technical data can be found under www.schuch.de.



The versions with optics (B, TB and T) are suitable for use in food areas (IFS/HACCP).

Article no.	Type	dimmable	Wide beam	Narrow wide beam	Narrow beam	Tmax [°C]	Weight [kg] (without packing material)	Connected load [W]	Luminous flux [lm]	Light output [lm/W]	Substitute for *
-------------	------	----------	-----------	------------------	-------------	-----------	--	--------------------	--------------------	---------------------	------------------



3410/3420/3430...

3410...



34100 0001	3410 L100 D		•			50	2,2	65	10.000	154	HME 250
34100 0003	3410 L100B D		•			50	2,1				
34100 0002	3410 L100 D DIMD	•	•			50	2,2				
34100 0004	3410 L100B D DIMD	•	•			50	2,1				

3420...



34200 0001	3420 L200 D		•			45	2,9	123	20.000	163	HIT250, HME 400, HIE 400, (HI-VG)
34200 0003	3420 L200B D		•			45	2,8				
34200 0005	3420 L200TB D			•		45	2,8				
34200 0002	3420 L200 D DIMD	•	•			45	2,9				
34200 0004	3420 L200B D DIMD	•	•			45	2,8				
34200 0006	3420 L200TB D DIMD	•	•			45	2,8				

3430...




34300 0001	3430 L300 D		•			45	4,2	195	30.000	154	HIE400 (HS-VG), HIT400
34300 0003	3430 L300B D		•			45	4,0				
34300 0005	3430 L300TB D			•		45	4,0				
34300 0007	3430 L300T D				•	45	4,0				
34300 0002	3430 L300 D DIMD	•	•			45	4,2				
34300 0004	3430 L300B D DIMD	•	•			45	4,0				
34300 0006	3430 L300TB D DIMD	•	•			45	4,0				
34300 0008	3430 L300T D DIMD	•			•	45	4,0				

34100 0009	3410 L100 D 840		•			50	2,2	65	10.000	154	HME 250
34100 0011	3410 L100B D 840		•			50	2,1				
34100 0016	3410 L100 D DIMD 840	•	•			50	2,2				
34100 0017	3410 L100B D DIMD 840	•	•			50	2,1				

34200 0016	3420 L200 D 840		•			45	2,9	123	20.000	163	HIT250, HME 400, HIE 400 (HI-VG)
34200 0011	3420 L200B D 840		•			45	2,8				
34200 0015	3420 L200TB D 840			•		45	2,8				
34200 0026	3420 L200 D DIMD 840	•	•			45	2,9				
34200 0012	3420 L200B D DIMD 840	•	•			45	2,8				
34200 0027	3420 L200TB D DIMD 840	•	•			45	2,8				

34300 0020	3430 L300 D 840		•			45	4,2	195	30.000	154	HIE400 (HS-VG), HIT400
34300 0014	3430 L300B D 840		•			45	4,0				
34300 0017	3430 L300TB D 840			•		45	4,0				
34300 0021	3430 L300T D 840				•	45	4,0				
34300 0023	3430 L300 D DIMD 840	•	•			45	4,2				
34300 0016	3430 L300B D DIMD 840	•	•			45	4,0				
34300 0024	3430 L300TB D DIMD 840	•	•			45	4,0				
34300 0025	3430 L300T D DIMD 840	•			•	45	4,0				

* The given information is for rough orientation only. In each individual case a lighting calculation is necessary. (VG = ballast)



3430 L 300 DIMD with LIMAS Air radio module



LIMAS Air FM



LIMAS Air FM MK



LIMAS Air - Smart lighting control

Applications:

Areas where luminaires are to be intelligently controlled to lower operating costs and reduce CO₂ emissions.

Design:

CASAMBI® radio module with FastConnect quick-connector for easy plugging onto DIMD luminaires.

Article No.	Type	
90547 9001	LIMAS Air FM	CASAMBI® radio module with FastConnect quick-connector for controlling DIMD luminaires
90547 9002	LIMAS Air FM MK	CASAMBI® radio module with FastConnect quick-connector and 1m cable

Explanations of the Light Management System LIMAS Air and the system components (sensors, switches, push-buttons, etc.) can be found at the beginning of the chapter „High Bay Fittings“.



Accessories / Spare Parts

Article no.	Type	
34011 9001	ABD 3401	cover, clear safety glass pane (1 segment), for 3401..., 3402..., 3403..., 3410..., 3420..., 3430...
34011 9003	ABD 3401 PRA	cover, clear PMMA disc with outer prisms (1 segment), for 3401..., 3402..., 3403..., 3410..., 3420..., 3430...
34011 9002	ABD 3401 IFS	cover, clear PC IFS disc (1 segment), for 3401..., 3402..., 3403..., 3410..., 3420..., 3430...
34011 9004	ABD 3401 B	cover, clear PC disc, wide beam (1 segment), for 3401..., 3402..., 3403..., 3410..., 3420..., 3430...
34011 9005	ABD 3401 TB	cover, clear PC disc, narrow-beam wide distribution (1 segment), for 3401..., 3402..., 3403..., 3410..., 3420..., 3430...
34011 9006	ABD 3401 T	cover, clear PC disc, narrow beam (1 segment), for 3401..., 3402..., 3403..., 3410..., 3420..., 3430...